

Future 3rd Grader (and family),

Summer is a great break from school, but not from learning. We don't want students to learn valuable learning skills they worked so hard to gain this year! So, we ask that you encourage your child to keep reading, thinking, and growing by participating in the third grade reading requirements.

Book 1 - The World According to Humprey by Getty G. Birney

This book needs to be read by the first day of school. After reading, you must complete the timeline of the story. You will need to sequence the important events of the story using illustrations and captions. You will also need to complete a book review, telling your thoughts about the book. Please bring this book to school with you.

Book 2 - YOUR CHOICE!!

In third grade, some of our assessments will be student choice. You get to choose how you show what you know instead of taking a test. For your second book, you may choose any novel on your reading level you would like to read for your second book. If you are having trouble choosing, there is a recommended list on the back of this page. When you are finished reading you must complete ONE project. The project you complete is YOUR CHOICE.

Project 1 - Story Stickers

If you love showing your personality this is a project for you! You will pick a character from the book you have chosen to read and design their water bottle. Their water bottle must include 3 stickers that would describe the character or are relevant to something they did in the story. You must complete the worksheet and answer the questions.

Project 2 - Design a New Cover

Your book should have an interesting cover, but it could always be better. You will need to design a new cover for your book. The cover needs to include the author and title. Your illustration needs to tell me about the plot and the lesson of the story. You should also include one sentence that will "hook" readers to want to buy the book with your new cover.

All projects are due on the first day of school. These will be graded and count towards the first trimester. We are so excited to see you next year. Enjoy your summer and don't forget to read!

Third Grade Recommends

Beverly Cleary - is a great author!

The Geronimo Stilton Series - a mouse who goes on adventures

I Survived Series - fantastic historical fiction series. We read I Survived The Battle of Gettysburg in class this year. We encourage you to choose a different story from this series.

Cam Jansen Series - great mystery series

Eerie Elementary - a little creepy, but great for students who love things a little creepy. Their school is alive... What could go wrong?

Andrew Clements - great for students who want to challenge themselves and may be reading above a third grade level

Judy Bloom - another fantastic author!

How to Eat Fried Worms - a kid dares a kid to eat 15 worms... a story about making good choices

The Humphrey Series - you already read book #1... why not keep going?

The Stink! Series by Megan McDonald - they are the stories about Judy Moody's brother, Stink!

The Word Travelers (Neha Rawat)

Isadora Moon Series (Harriet Muncaster) - she's half fairy, half vampire, and has the cutest ghost friend. Her parents finally let her go to school with the human kids...


Name: _____ Date: _____

Create a TIMELINE


Directions: Create an illustrated timeline of the 6 most important events in the story.

STORY: _____


1




3




5




2



4



6



Name: _____

Date: _____

Write a BOOK REVIEW

TITLE: _____

AUTHOR: _____

star
RATING:    

SUMMARY:

FAVORITE PART:

RECOMMENDATION:

Name: _____ Date: _____

STORY stickers



Directions: Design 3 stickers that you might find on the main character's water bottle. Then explain what each sticker represents and how it relates to the character and the plot of the story.

STORY: _____

CHARACTER: _____

STICKER #1 _____

STICKER #2 _____

STICKER #3 _____

Name: _____ Date: _____

Design a NEW COVER

STORY: _____

Directions: Design a new book cover for this story. Be sure to include the following details:

- Title & Author
- A detailed illustration that represents the plot and theme of the story.
- A one-sentence summary or tagline to entice readers to read the book.

